



Counseling Center in Jasper



SAFE Center on Marcola Road



SANIPAC THANKS: JASPER MOUNTAIN FOR DOING GOOD IN OUR COMMUNITY

Since 1982, Jasper Mountain has served as a treatment facility and place of hope for children and parents who search for answers. Jasper Mountain is many things but there is nothing quite like it anywhere!

Jasper Mountain provides a continuum of programs that meets the needs of emotionally disturbed children and their families. Services include an intensive residential treatment program with a therapeutic school, a short-term residential center, treatment foster care program, community based wraparound program and crisis response services.

Jasper Mountain has developed specializations in areas such as attachment issues, sexual reactivity, anti-social and violent

behavior and treating severe trauma. They have experience with adopted children including foreign adoptions and subsequent challenges for parents.

If you would like information or see how you can help Jasper Mountain in the great work they do please call 541-747-1235 or email contact@jaspermountain.org.



Sanipac Drivers "Christmas Bike Build"

Each year at Christmastime our Sanipac drivers are proud to do a "bike build." We build and deliver bikes to children in need, including those at Jasper Mountain.



Last year our employees donated over 100 bikes!



PO BOX 10928
Eugene, OR 97440
(541) 736-3600

**Residential
Edition**



Printed on
Recycled paper

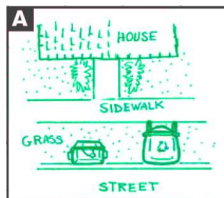
***It's all of us working together
that makes this a great place to live!***



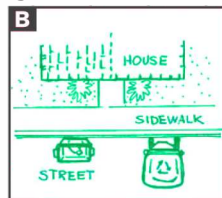
- ★ vacuum dust,
- ★ kitty litter,
- ★ sawdust,
- ★ animal waste,
- ★ packing peanuts
- ★ shredded paper

Hints From Your Hauler: CART PLACEMENT

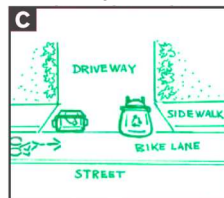
1st Option--If there is a grass strip between the curb and sidewalk place your carts and blue box on the grass next to the curb.



2nd Option--If the sidewalk is directly next to the street, place the carts and blue box in the street with the wheels against the curb.



3rd Option--If placing the equipment in the street blocks a bike lane, place the equipment on the apron of your driveway.



COMMINGLE RECYCLE INSTRUCTIONS:

All Recycling Must Be **CLEAN**

INCLUDE ONLY THE FOLLOWING ITEMS:

- **Cardboard** - must be flat
- **Paper** - mail, newspaper, magazines, phone books, paper bags, wrapping paper, computer paper, colored paper
- **SHREDDED PAPER** - must be contained in a paper bag with the top rolled closed
- **Plastic** - jugs, tubs & bottles only - NO LIDS
- **Metal** - food and beverage cans (NO UNATTACHED LIDS) & clean aluminum foil crumpled into a ball no smaller than a fist

Haul-i-days

If your pick up day falls on or following one of these holidays, your pick up will be one day later ending with Friday's pick up being done on Saturday.

- New Years Day**
- Memorial Day**
- 4th July**
- Labor Day**
- Thanksgiving Day**
- Christmas Day**

Example: Thanksgiving Day only affects Thursday & Friday customers

COMPOSTING

Backyard composting is a simple method of turning household waste into valuable fertilizer and organic soil for your garden. Understanding the composting process is an important first step. All composting requires three basic ingredients:

- **Browns** - Including materials such as dead leaves and small branches (provides carbon)
- **Greens** - Including materials such as grass clippings, fruit and vegetable scraps and coffee grounds (provides nitrogen)
- **Water** - (provides moisture to help breakdown the organic matter)

It's important for compost development to have the right amount of greens, browns and water.


The following is a commonly-used method:

- 1. Put your compost pile or bin in a shady spot near a water source.
- 2. To start the composting process you will need 50% green materials and 50% brown materials cut into pieces no larger than 1" in size. Mix the materials and add water every 7-10 days.
- 3. After your compost pile is established, add brown materials and green materials as you collect them. Bury fruits and vegetable matter under 10 inches of compost material. Be sure to moisten materials as they are added.

To aid the process, you can cover the compost pile with a tarp to keep it moist. Turning your compost pile periodically also aids the composting process.

Composting is a naturally-occurring process and even with a minimal amount of attention, you can have wonderful results.

Sharps NEVER belong in your recycling or garbage carts!



Call 541-736-3600 ext. 0 for proper disposal information

Your **BLUE BOX** is for **CLEAN** and **UNBROKEN GLASS ONLY**

"Glass recycling is not available in all of our service areas"

